



Learning experience

Music and Identity: Exploring Sounds and Self through Handbells

Unit: Growth Mindset

Author: Daniel Ligon

Subjects: Drama, Dance, IB Music , Music

Learning intentions

1. Read and perform sheet music for "Carol of the Bells" using handbells, enhancing musical notation literacy.
2. Create and share a personal musical piece, fostering self-expression and appreciation for musical diversity.
3. Understand and perform a simple Gamelan music piece, developing skills in musical adaptation and cross-cultural understanding.

Learning experience description

- **Introduction to Handbells:**

- Begin with a brief introduction on how to read handbell sheet music. Use the simple two-line arrangement from the resources to demonstrate reading and playing.
- Distribute handbells and sheet music for "Carol of the Bells". Guide students as they practice the piece, focusing on reading the notes and keeping time.

- **Performance Preparation:**

- Practice "Carol of the Bells" to prepare for a performance at the Christmas fayre. Emphasize teamwork and listening to each other to maintain the melody and rhythm.

- **Creative Expression Session:**

- Encourage students to create their own music piece using handbells or a digital music coding tool. Provide basic coding tutorials for interested students and simple music composition tips for those preferring handbells.

- **Sharing and Reflecting:**









- Conclude the session by having students either perform their coded music piece or share the written version with the class. Discuss the different musical tastes and talents, highlighting how these reflect personal identities and cultures.

- **Exploring Gamelan Music:**

- Introduce a basic Gamelan music piece, explaining the cultural significance and unique sound. Provide a simplified version where numbers correspond to specific notes, and challenge students to match them correctly.

- If time allows, explore page 5 of the provided PDF on note names to reinforce music reading skills.

Resources

-  [ostinato patterns on notes](#)
-  [Gamelon musical notes](#)
-  [abc dance](#)
-  [TrebleClefNoteNameExercises.KeyStage2.Matt](#)
-  [carol of the bells](#)
-  [powtoons explanation 3R](#)
-  [H.E.L.L.O. \(performance track\)](#)
-  [Gotta be me \(performance track\)](#)

Assessment tool(s)

- ☑ <https://cloud.toddleapp.com/eu-west-1/p/GYZZMW/pdfgen/2024/9/2/Uo8nu6sdl.pdf>

Teacher notes

get staff paper, scrap paper, and bells for the students to use

Subject standards

Music

Listening

Listen to a range of live and recorded music.

Identify the metre in a piece of music.

Explore musical phrases, musical imitation and rounds.

Musical Theory

Use and understand the stave/staff and other musical notations.

Read simple rhythm notations.

Read notation to play a melody on tuned instruments.

Composing

Experiment, create, select and combine sounds using the inter-related dimensions of music.

Improvise an ostinato accompaniment.

Lines of inquiry

1. Self and group identities (Perspective)
 2. Abilities and interests (Perspective)
-

Concepts

Perspective

Learner profile attributes

Open-minded